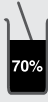








# SPRAY DRIFT AWARENESS

# CORRECT MIXING ORDER

<b>1</b>	What product am I spraying? Could it harm sensitive crops? <b>Think about ALL chemical trespass!</b>
<b>2</b>	Night time spraying is extremely high risk for spray drift.
<b>3</b>	Is there an inversion? Know the signs. Refer to your local website for data on the presence of adverse conditions for spraying e.g. <a href="http://www.midnorthmesonet.taindata.com">www.midnorthmesonet.taindata.com</a>
<b>4</b>	Use a very coarse droplet or greater. Check your nozzles and pressure! Ensure your nozzles and pressure are appropriate for the conditions e.g. summer spray.
<b>5</b>	Keep boom low and travel slow.
<b>6</b>	Wind speed and direction?
<b>7</b>	Continuously monitor conditions.
<b>8</b>	Stop if something is not right!
<b>9</b>	<b>Keep and maintain spray records.</b> 

<b>1</b>	Partly fill the spray tank with water, as per label directions, to at least 70% full. Commence agitation and maintain agitation during the mixing and spraying process. 
<b>2</b>	Add any water conditioners i.e. Ammonium Sulphate. 
<b>3</b>	Add any Wettable Powders (WP) or Dry Flowable (DF) products. 
<b>4</b>	Add any Water Dispersible / Soluble Granules (WG/WDG/DF/SG). 
<b>5</b>	<b>Allow sufficient time for any granular products to completely disperse.</b> 
<b>6</b>	Add any Flowable Liquids (FL) or Suspension Concentrates (SC). 
<b>7</b>	Add any Dispersible concentrate (DC) products. 
<b>8</b>	Add any Suspo-emulsion (SE) or Emulsifiable Concentrate (EC) products. 
<b>9</b>	Fill the spray tank to nearly full. 
<b>10</b>	Add any Soluble liquids (SL) or Aqueous Concentrate (AC) products. 
<b>11</b>	Add any Oil Dispersion (OD) products. 
<b>12</b>	Add Adjuvant if required. 
<b>13</b>	Fill the remainder of the spray tank with water. Use the spray mix within 24 hours of preparation (unless otherwise advised on the label). 

This information is general and does not take into account individual circumstances or specific product requirements. **Always read and follow the product label.** This general information was prepared on 31 October 2020 and, whilst TITAN AG considers it to be accurate, it should not be relied on instead of professional advice. Please contact TITAN AG on 02 9999 6655 for professional advice which is specifically tailored to your needs and circumstances. Subject to any implied condition, warranty, term or remedy that cannot lawfully be excluded, TITAN AG is not liable for any direct or indirect loss or damage, however caused (including by negligence), arising out of your use of this information, including for any error, inaccuracy in, or omission from the information or inconsistency with a product label.